

STANDING COMMITTEES

Finance and Asset Management Committee

Approve UW Bothell 2020-2022 Parking and U-PASS Rates

RECOMMENDED ACTION

It is the recommendation of the administration, the UW Bothell/Cascadia College Commuter Services Advisory Committee (CSAC), and the Finance and Asset Management Committee that the Board of Regents approve the attached annual increases for all parking and U-PASS rates at UW Bothell, effective September 1, 2019.

BACKGROUND

Increasing all Parking Pass and U-PASS rates considers equity for all commuting students and faculty members of UW Bothell and Cascadia Community College. Revenue generated from Commuter Services operations will continue to subsidize the U-PASS program.

PROCESS

President Eric Murray and Chancellor Wolf Yeigh charged CSAC with the responsibility of advising on the development and funding of the UW Bothell/Cascadia College campus transportation infrastructure and programs to:

- Serve student, faculty and staff needs for transportation services;
- Meet state required mandates to align with Commute Trip Reduction goals;
- Accommodate enrollment growth and demand for educational access;
- Increase the sustainability of the campus and support the achievement of the campus' climate plan objectives; and
- Improve campus-City of Bothell relationships, while minimizing financial barriers to educational access.

CSAC worked closely with UW Bothell's Office of Institutional Planning and Budget to model multiple parking infrastructure scenarios, knowing that parking rates need to increase due to the financial obligations incurred by the costs associated with the new West Parking Garage. In order to assess current transportation programs and infrastructure, the campus' plans for growth, the relationship with the community, and Commuter Service's business model, CSAC conducted the following outreach:

- Presented to Cascadia's Student Group (CSG) on February 19, 2019 and to the Associated Students of the UW Bothell (ASUWB) on April 9, 2019.

STANDING COMMITTEES

Finance and Asset Management Committee

Approve UW Bothell 2020-2022 Parking and U-PASS Adjustments (continued p. 2)

- Sent out a customer parking rate survey, which was open from March 12 – April 5, 2019 and received over 950 responses.
- Held two community forums, one at UW Bothell on April 9, 2019 and the other on April 10, 2019 at Cascadia College.

The following rate recommendations reflect our consensus and were approved by unanimous consent at the CSAC meeting held on April 19, 2019:

- Gradually increase parking and U-PASS/ORCA pass rates over the next three years to fund the parking structure and offset increased transit costs (see attachment for details).
- Continue to offer Valet Assist parking during peak periods which will address capacity concerns.
- Continue to subsidize the U-PASS/ORCA Pass, keeping the cost at the level of a two-day parking permit.
- Promote awareness of alternative transportation options.
- Lobby local transit agencies to increase the number and frequency of buses serving the campus.
- Build parking spaces to accommodate enrollment associated with UW Bothell 4 and Cascadia College 4.

These recommendations guided the rates proposed to the Board.

Attachments

1. University of Washington Bothell—Cascadia College Rate Change Recommendation to Chancellor Yeigh and President Murray, April 23, 2019
2. Commuter Services Advisory Committee (CSAC) Recommendations for 2020-2022 Parking and U-Pass Rate Adjustments
3. Parking Forum – April 2019

UNIVERSITY of WASHINGTON BOTHELL – CASCADIA COLLEGE RATE CHANGE
 RECOMMENDATION to Chancellor Yeigh and President Murray. April 23, 2019

The Commuter Services Advisory Committee (CSAC) recommends annual increases for all parking and U-PASS rates. Increasing all Parking Pass and U-PASS rates considers equity for all commuting students and faculty members of UW Bothell and Cascadia Community College. Revenue generated from Commuter Services operations will continue to subsidize the UPASS program.

The CSAC recommends the following increases in parking rates, effective September 1, 2019:

Current and Proposed Parking & U-PASS Rates for FY 2020-2022

	Projected Quarterly Rates				Dollar Change/Quarter		
	Current 2019	Proposed 2020	2021	2022	2020	2021	2022
Full Week/Quarter	194	204	214	225	10	10	11
3 Day/Quarter	147	154	162	170	7	8	8
2 Day/Quarter	110	116	121	127	6	5	6
U-pass/Quarter	110	116	121	127	6	5	6
Motorcycle/Quarter	74	78	82	86	4	4	4
Carpool/Quarter	194	204	214	225	10	10	11
-----	----	----	----	----	----	----	----
Daily Rate	8	9	9	10	1	0	1

Impact:

- Full Week permit- \$10/quarter increase in FY 2020, a \$10/quarter increase in FY 2021, and an \$11/quarter increase in FY 2022.
- 3 Day permit - \$7/quarter increase in FY 2020, an \$8/quarter increase in FY 2021, an \$8/quarter increase in FY 2022.
- 2 Day - \$6/quarter increase in FY 2020, a \$5/quarter increase in FY 2021, and a \$6/quarter increase in FY 2022.
- U-PASS - \$6/quarter increase in FY 2020, \$5/quarter increase in FY 2021, and a \$6/quarter increase in FY 2022.
- Motorcycle - \$4/quarter increase in FY 2020, \$4/quarter increase in FY 2021, and a \$4./quarter increase in FY 2022.
- Carpool - \$10/quarter increase in FY 2020, \$10/quarter increase in FY 2021, and an \$11/quarter increase in FY 2022.
- Daily parking rates will increase by \$1.00/day in FY 2020, with no increase in FY 2021, and \$1.00/day increase in FY 2022.

** Taxes and Fees are included in all rates.

April 19, 2019

Chancellor Wolf Yeigh,
University of Washington Bothell

President Eric Murray,
Cascadia College

Re: Commuter Services Advisory Committee (CSAC) Recommendations for 2020-2022 Parking and U-PASS Rate Adjustments

Dear Chancellor Yeigh and President Murray,

You have charged us with the responsibility of advising you on the development and funding of the UW Bothell/Cascadia College campus transportation infrastructure and programs to:

- Serve student, faculty and staff needs for transportation services;
- Meet state required mandates to align with Commute Trip Reduction goals;
- Accommodate enrollment growth and demand for educational access;
- Increase the sustainability of the campus and support the achievement of the campus' climate plan objectives; and
- Improve campus-City of Bothell relationships, while minimizing financial barriers to educational access.

We presented to Cascadia's Student Group (CSG) on February 19, 2019 and to the Associated Students of the UW Bothell (ASUWB) on April 9, 2019. We sent out a customer parking rate survey, which was open from March 12 – April 5, 2019 and received over 950 responses. We also held two community forums, one at UW Bothell on April 9, 2019 and the other on April 10, 2019 at Cascadia College. We did this work in order to develop an understanding of the current transportation programs and infrastructure, the campus' plans for growth, our relationship with the community, and Commuter Service's business model. As part of our work, we worked closely with institutional planning and budget to model multiple parking infrastructure scenarios, knowing that parking rates need to increase due to the financial obligations incurred by the costs associated with the new West Parking Garage.

The following rate recommendations reflect our consensus and were approved by unanimous consent at the CSAC meeting held on April 19, 2019:

- Gradually increase parking and U-PASS/ORCA pass rates over the next three years to fund the parking structure and offset increased transit costs (see attachment for details).
- Continue to offer Valet Assist parking during peak periods which will address capacity concerns.
- Continue to subsidize the U-PASS/ORCA Pass, keeping the cost at the level of a two-day parking permit.
- Promote awareness of alternative transportation options.
- Lobby local transit agencies to increase the number and frequency of buses serving the campus.
- Build parking spaces to accommodate enrollment associated with UW Bothell 4 and Cascadia College 4.

Thank you for the opportunity to advise you on the development and funding of the Bothell campus transportation infrastructure and programs.

Sincerely,

Commuter Services Advisory Committee

Cascadia Members

Darla Hart (Classified Staff)
Glenn Colby (Exempt Staff)
Meagan Walker (Staff)
Steve Yramategui (Faculty)
Kimberlee Clark (Staff)
Abi Shimono (Staff)
Becky Riopel (Staff)
Martin Logan (Staff)
Melissa Barker (Student)
Alexandra Catrejon (Student)

UW Bothell Members

Tony Guerrero (Co-Chair)
Martin Arroyo (Pro Staff)
Kelly Snyder (Exempt Staff)
Cham Kao (Exempt Staff)
Alessandra Bulzomi (Finance)
Bill Erdly (Faculty)
John Kim (Student)

Parking Forum

April 2019

Martin Arroyo



Commuter Options

- Transit – King County, Sound Transit and Community Transit
- Parking
- Walking
- Biking
- Carpool
- Long Board
- Drop Off
- Transportation Networking Companies like Uber and Lyft

Commuter Services Provides the following:


EV Chargers



Skateboard Racks



Bike Repair Stations

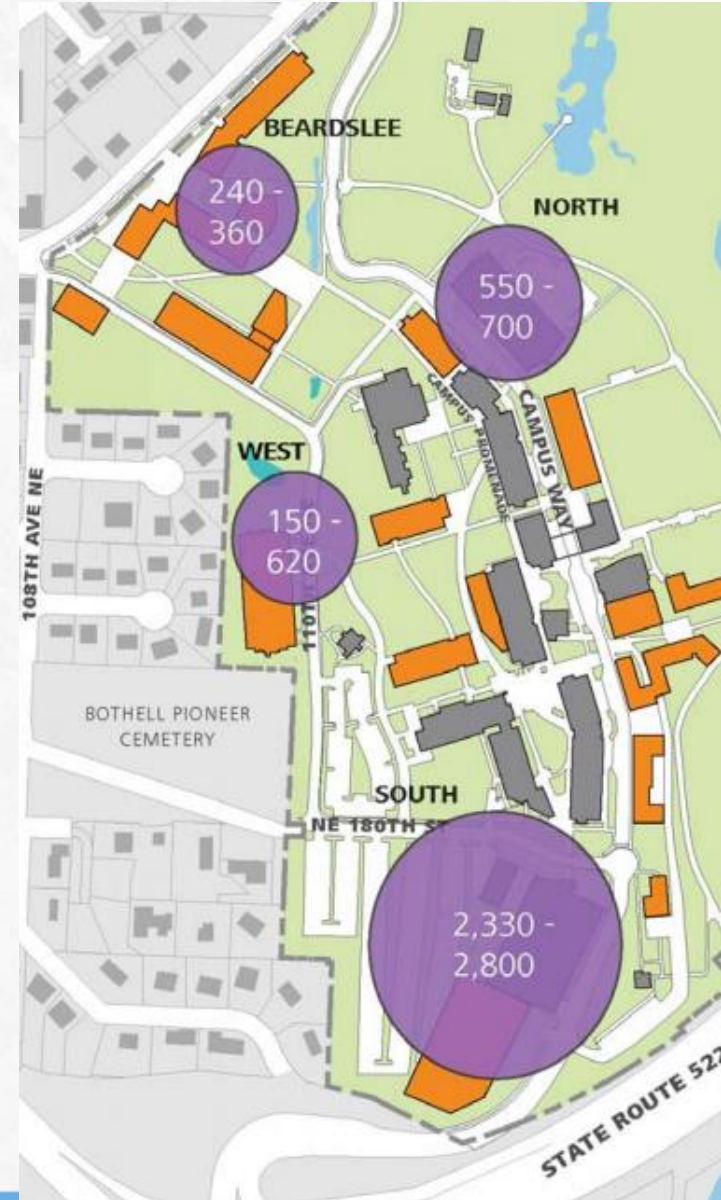


Bike Racks



Bike Lockers

Parking Distribution on Campus



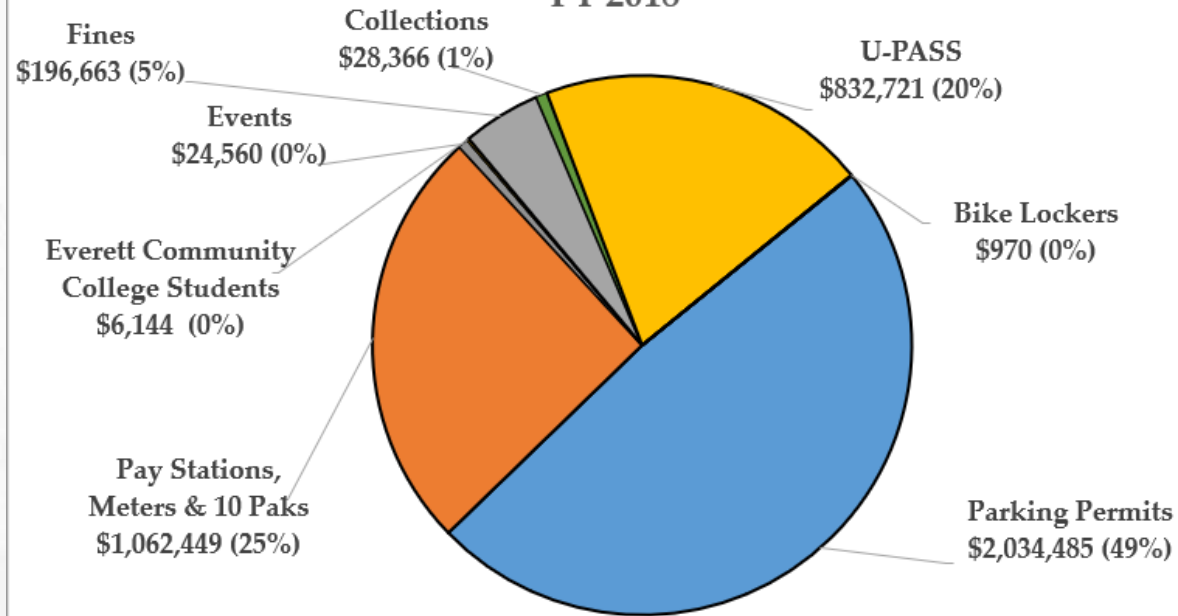
Current Rates

Student, Staff, & Faculty Permits 2018-2019

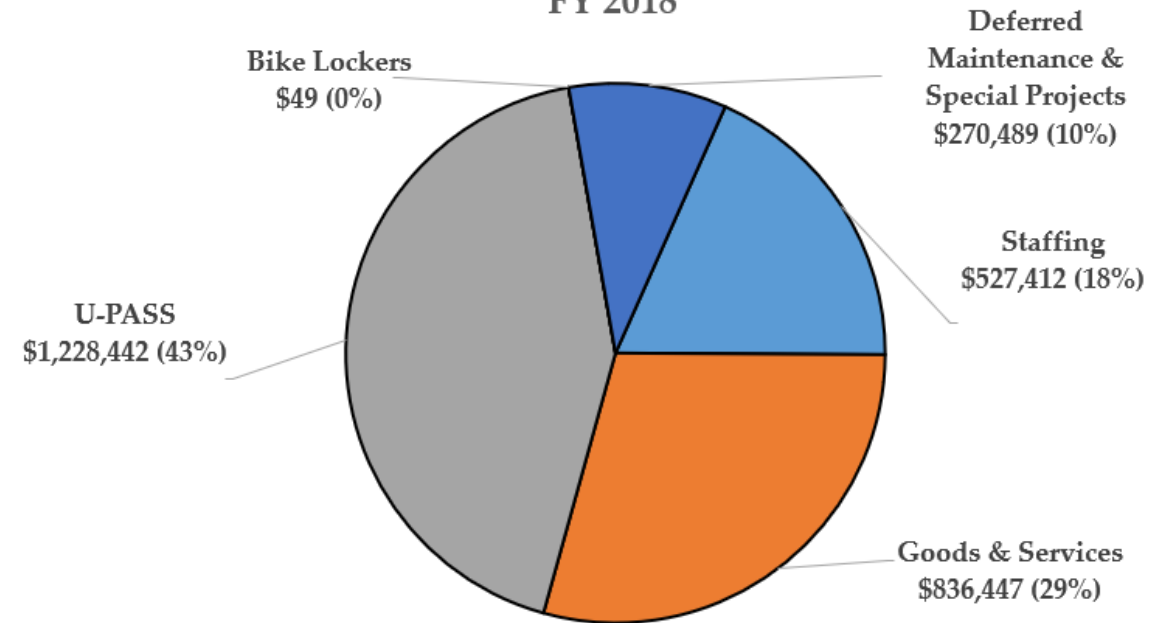
PERMIT TYPE	PERMIT PRICE
Annual - Staff/Faculty	\$776
Annual - Student	\$582
Quarterly	\$194
Quarterly: 3-Day	\$147
Quarterly: 2-Day	\$110
Summer A Term	\$64.66
Summer B Term	\$64.66
10-Pack All Day**	\$80
Carpool**	\$194
Motorcycle**	\$74
UPASS - Quarterly**	\$110
DAILY RATES	Valid in General Stalls Only
0 - 3.5 Hours	\$5.00
3.5+ Hours	\$8.00
Nights (9:00pm - 5:00am)	\$5.00
Saturday and Sunday	\$5.00
METERS	
Coin Meter	\$2.10 / hour
	\$0.25 / 7 min
<i>(permits not valid)</i>	\$0.10 / 3 min
	\$0.05 / 2 min

Sources and Uses of Funds in FY2018

**Commuter Services Source of Funds
FY 2018**



**Commuter Services Use of Funds
FY 2018**



UPASS Subsidy

U-PASS

Revenue	\$ 832,721
Expenses	1,228,442
<u>U-PASS Surplus/(Deficit)</u>	<u>\$ (395,721)</u>

-20% of Parking Surplus

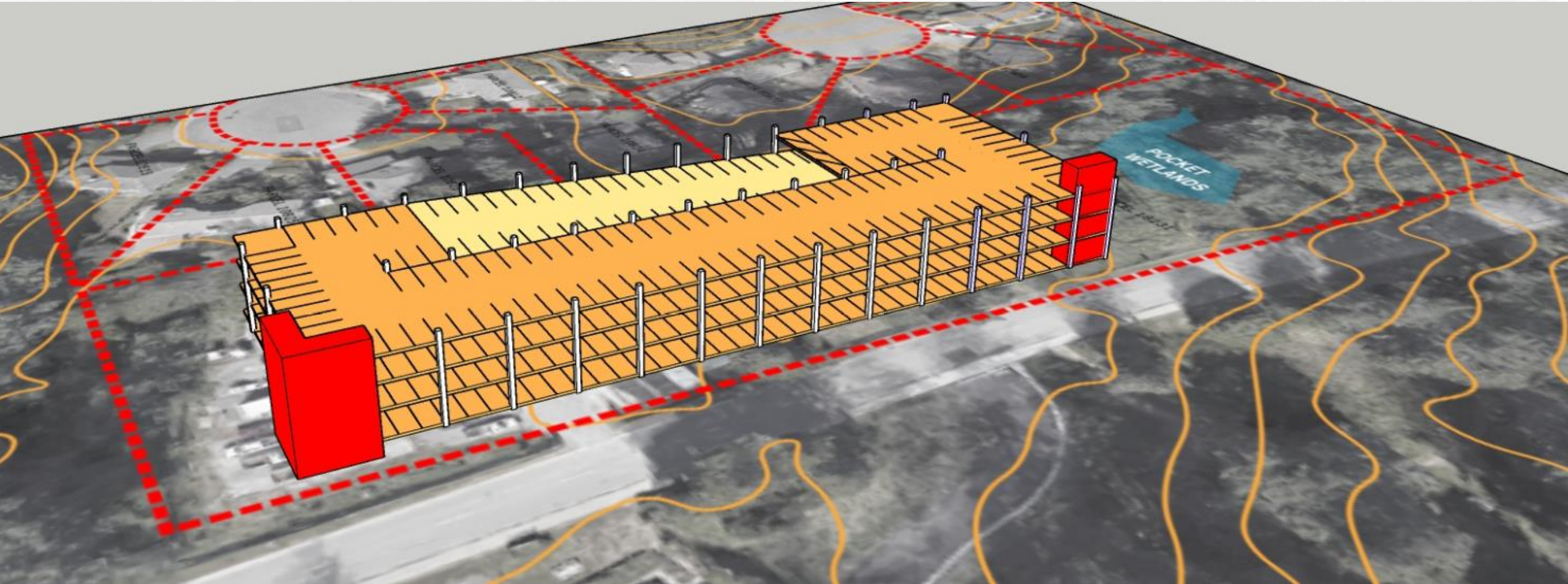
Parking

Revenue	\$3,352,668
Expenses	1,363,859
<u>Parking Surplus/(Deficit)</u>	<u>\$1,988,809</u>

West Parking Garage

- New parking needed, at capacity now
- Determined cost of new facility and rates needed to support investment in 2017
- \$30 million parking facility
- Loan payments start at the end of 2019
- Must adjust this year's rates to align with investment and repayment
- Unknown variables that may additionally impact rates
 - UBIT
 - UPASS

West Parking Garage



Project Schedule

- Summer 2018 Request for Proposal issued and contractor hired
- September 2018 Begin Project
- November 1, 2018 Public Meeting #1
- December 10, 2018 Public Meeting #2
- January 2019 Pre-Application Conference with City of Bothell
- January 2019 Public Notice to property owners within 500 feet of the project
- February 2019 Submit permit application
- March 2019 (tbd) Public Meeting #3
- Fall, Winter and Spring Project Design
 - 10% small car spaces
 - Cladding
 - Tree planting
- Winter/Spring 2019 Project Permitting
- Summer 2019 Begin Construction
- Summer 2020 Complete Construction/Open Garage

West Garage Financials

- As of mid-January 2019, the loan details were finalized: 3.85% interest rate
- \$30M loan
- Biannual payments occurring in June and December
- First payment due at the end of 2019
- 25 year loan duration
- Loan payment will be about \$1.98M annually
- Approximately 43% of the annual expenditures for Commuter Services

[Local News](#) | [Puget Sound](#) | [Times Watchdog](#) | [Traffic Lab](#)

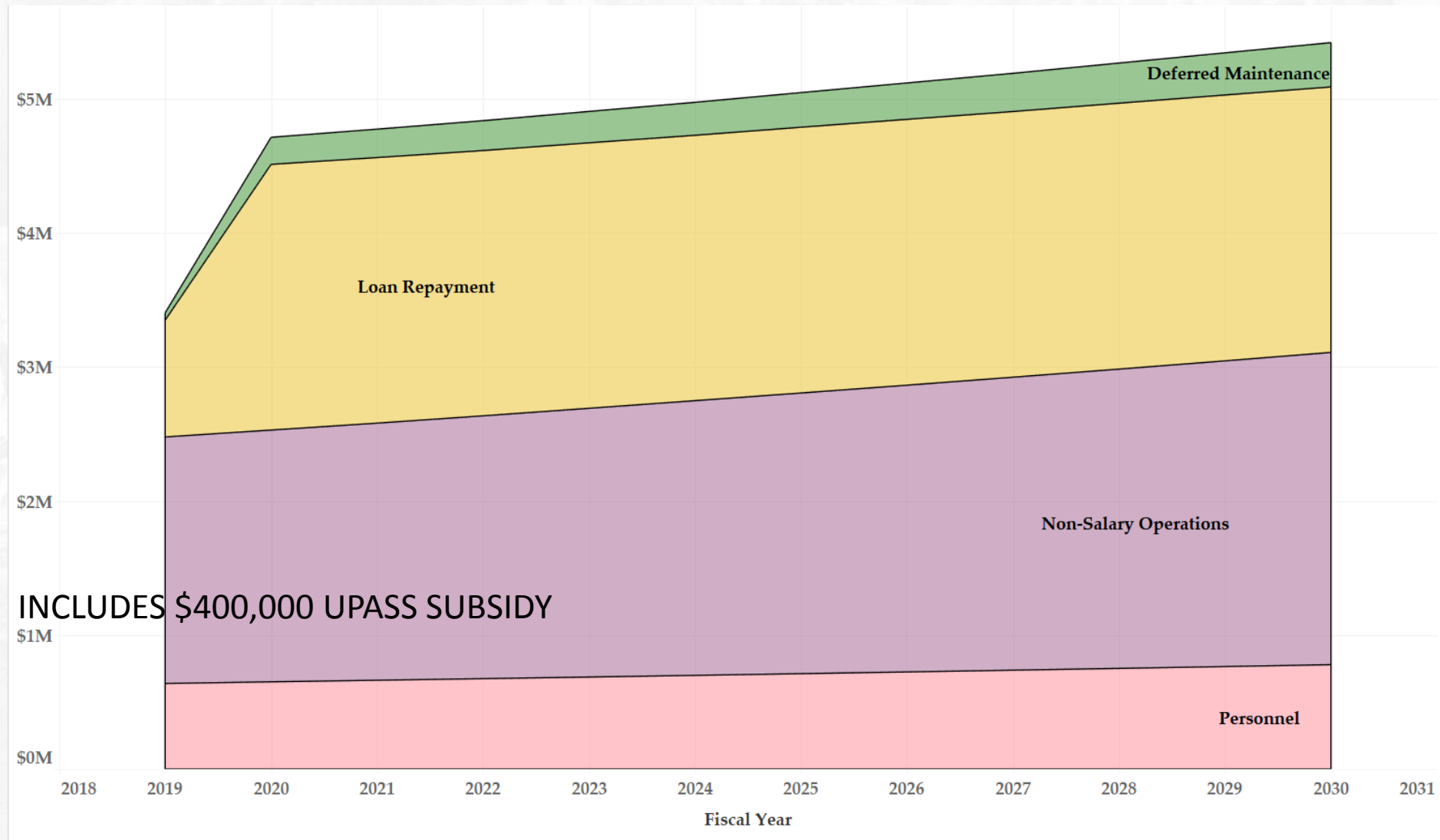
\$100,000 per space? Costs soar for Sound Transit's Kent park-and-ride garage

Originally published September 15, 2017 at 6:00 am | Updated February 12, 2018 at 9:43 am

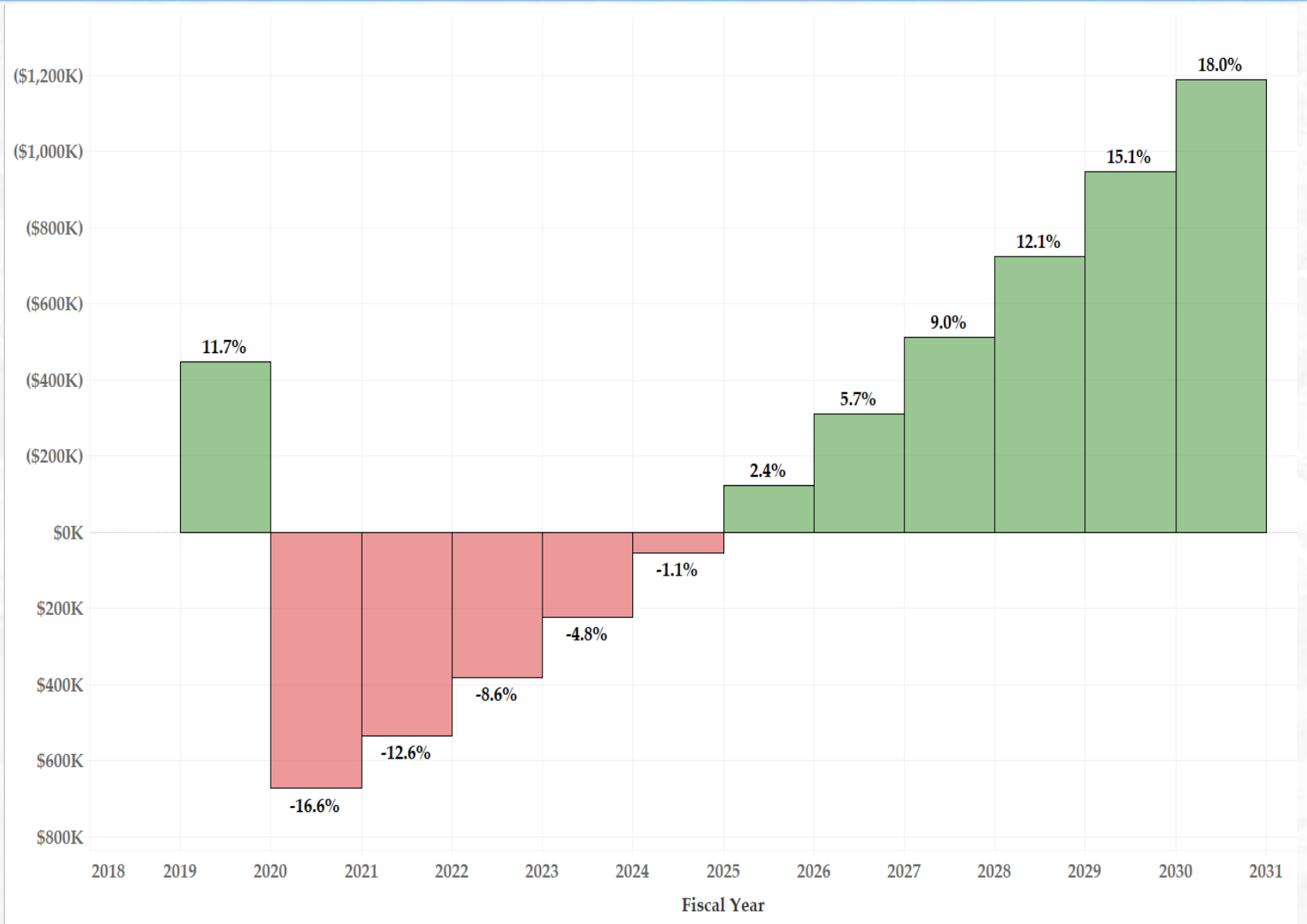


1 of 3 Commuters reach the top floor of the parking garage adjacent to Kent Station in search of an empty parking spot in the early... (Ellen M. Banner/The Seattle Times) **More** ▼

Projected Annual Expenditures



Projected Annual Income

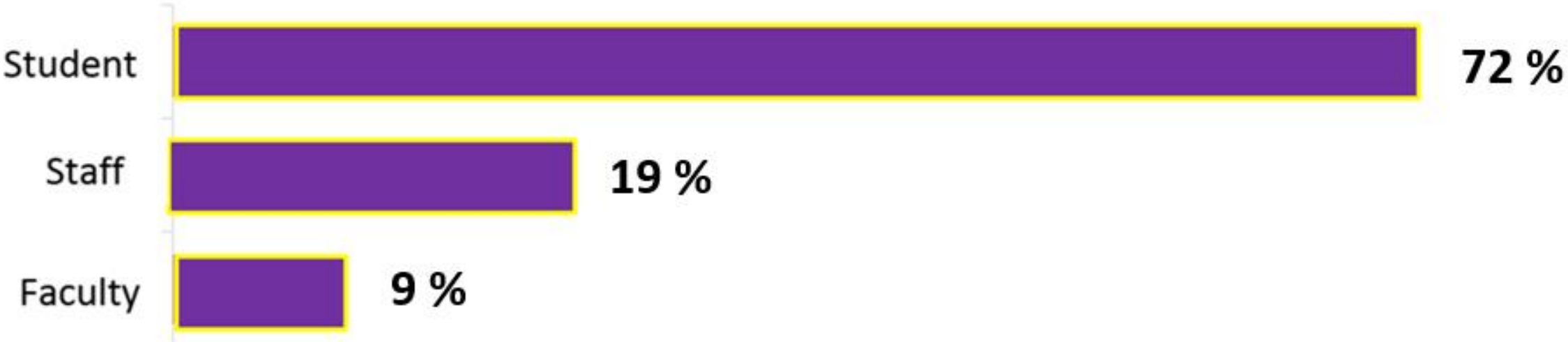


Survey Designed To Gather Feedback

- Survey ended on 4-5-2019
- Preferred approach to future rate increases
- Preferred approach to ratio relating to daily and quarterly rate
- Mode of transit to campus
- Reasons customers park off campus
- Locations where drivers park off campus
- Student, staff, or faculty
- Campus affiliation

Q8 - What best describes you?

Total 965

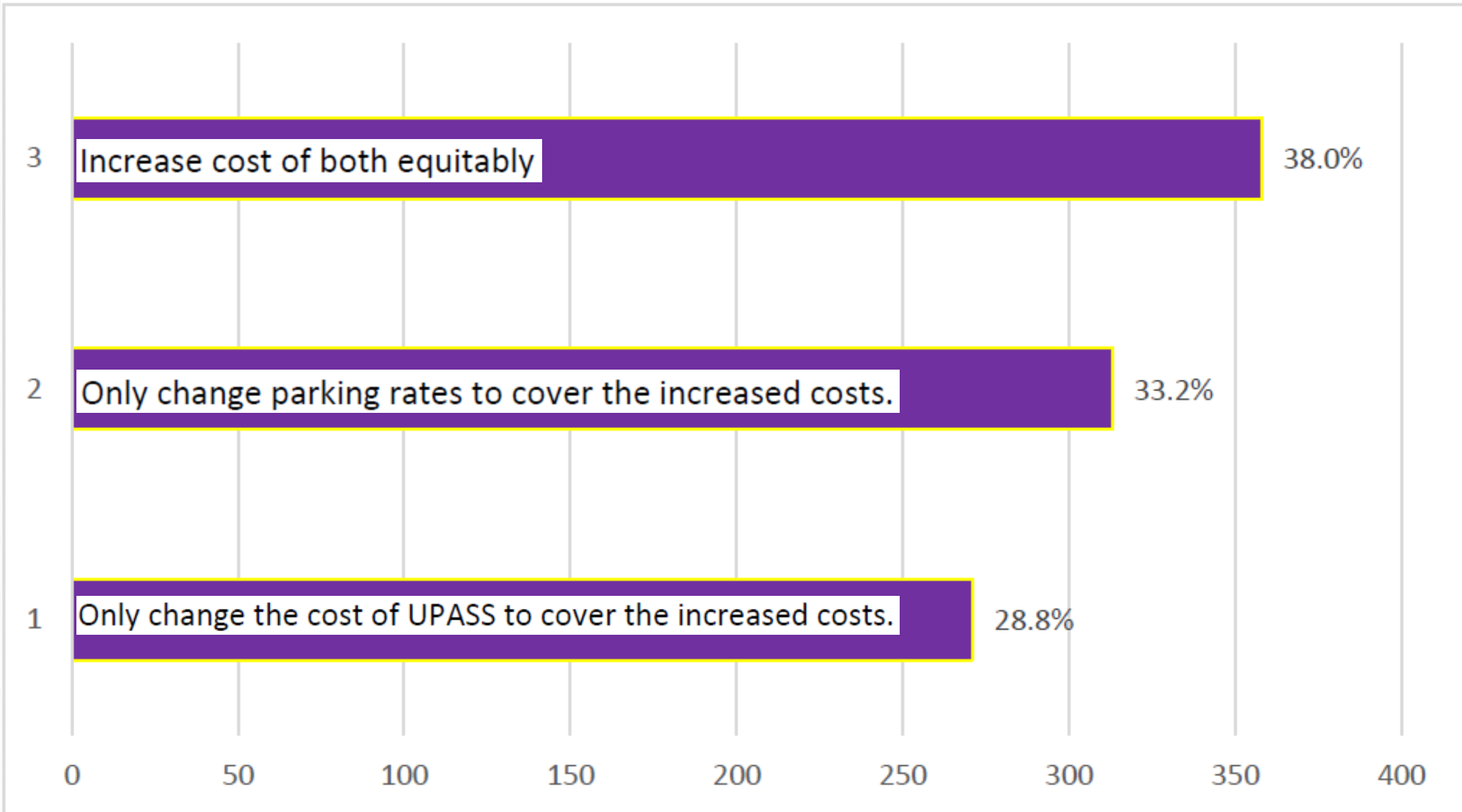


Q4 - How do you currently commute to campus?

Total 982



Q2 - Please indicate your preferred approach to covering the increased costs.



Potential Rate Change Scenarios

Scenario 1

Projected Rates

Dollar Change

	2019	2020	2021	2022
Full Week	194	204	214	225
3 Day	147	154	162	170
2 Day	110	116	121	127
Upass	110	116	121	127
Motorcycle	74	78	82	86
Carpool	194	204	214	225
-----	----	----	----	----
Daily	8	9	9	10

	2020	2021	2022
	10	10	11
	7	8	8
	6	5	6
	6	5	6
	4	4	4
	10	10	11
	----	----	----
	1	0	1

Scenario 2

Projected Rates

Dollar Change

	2019	2020	2021	2022
Full Week	194	204	214	225
3 Day	147	154	162	170
2 Day	110	116	121	127
U <i>Pass</i>	110	110	110	110
Motorcycle	74	78	82	86
Carpool	194	204	214	225
-----	----	----	----	----
Daily	8	9	9	10

	2020	2021	2022
	10	10	11
	7	8	8
	6	5	6
	0	0	0
	4	4	4
	10	10	11
	----	----	----
	1	0	1

Scenario 3

Projected Rates

Dollar Change

	2019	2020	2021	2022
Full Week	194	204	214	225
3 Day	147	154	162	170
2 Day	110	116	121	127
Upass	110	116	121	127
Motorcycle	74	78	82	86
Carpool	194	204	214	225
-----	----	----	----	----
Daily	8	9	9	9

	2020	2021	2022
	10	10	11
	7	8	8
	6	5	6
	6	5	6
	4	4	4
	10	10	11
	----	----	----
	1	0	0

- Do we maintain relationship between Upass and 2 day permit or do we decouple?
- Do we maintain relationship between carpool and Full Week or do we decouple?
- What relationship do we want between the daily "headline" rate and permit rates?

Weekly, 3Day, 2 Day, Upass, MC, and carpool Rates are listed as price per quarter

Potential Rate Change Scenarios

Scenario 1	Dollar Change								Scenario 2	Dollar Change							
	Projected Rates	2019	2020	2021	2022	2020	2021	2022		Projected Rates	2019	2020	2021	2022	2020	2021	2022
Full Week	194	204	214	225	10	10	11	Full Week	194	204	214	225	10	10	11		
3 Day	147	154	162	170	7	8	8	3 Day	147	154	162	170	7	8	8		
2 Day	110	116	121	127	6	5	6	2 Day	110	116	121	127	6	5	6		
Upass	110	116	121	127	6	5	6	UPass	110	110	110	110	0	0	0		
Motorcycle	74	78	82	86	4	4	4	Motorcycle	74	78	82	86	4	4	4		
Carpool	194	204	214	225	10	10	11	Carpool	194	204	214	225	10	10	11		
-----	----	----	----	----	----	----	----	-----	-----	-----	-----	-----	-----	-----	-----		
Daily	8	9	9	10	1	0	1	Daily	8	9	9	10	1	0	1		

Scenario 3	Dollar Change							
Projected Rates	2019	2020	2021	2022	2020	2021	2022	
Full Week	194	204	214	225	10	10	11	
3 Day	147	154	162	170	7	8	8	
2 Day	110	116	121	127	6	5	6	
Upass	110	116	121	127	6	5	6	
Motorcycle	74	78	82	86	4	4	4	
Carpool	194	204	214	225	10	10	11	
-----	----	----	----	----	----	----	----	
Daily	8	9	9	9	1	0	0	

Scenario 1 increase across the board
 Gross revenue **\$12,964,468** years 2-4

Scenario 2 UPASS static other rates increase
 Gross revenue **\$12,751,055** years 2-4

Scenario 3 UPASS and quarterly increase - daily static
 Gross revenue **\$12,815,574** years 2-4

Thank you for all your input!

Questions?

Contact Martin Arroyo

uwbparking@uw.edu